

BASELINE Vs. MIDLINE EVALUATION SUMMARY REPORT BASTAR, CHHATTISGARH



Gyan Deesha Foundation

PROJECT BACKGROUND

The program aims to operationalize the vision of the National Education Policy 2020 and the FLN (Foundational Literacy and Numeracy) Mission-NIPUN Bharat (2021) for inclusion of children's home languages in teaching and learning in primary classrooms.

- Major strategies adopted include training of teachers and academic support staff through MLE trainings and strategies that are locally contextualised and developing appropriate learning materials for students in their home language.
- It is a high-quality bilingual education program in 200 schools spread across two blocks of Bastar district- Bastar and Darbha o Implemented in schools where the children are predominantly from the Halbi (L1) speaking community, and the medium of instruction in the classrooms is Hindi (L2)

OBJECTIVE OF THE PROJECT

This project serves as a proof-of-concept for similar sociolinguistic situations in the Chhattisgarh state and elsewhere.

The primary objective of the program is:

- Improvement in students' learning outcomes (SLOs) in intervention schools, vis-a-vis comparison schools, at the end of Grade 3.
- Is to measure improvement in Grade 3 student learning outcomes.
- For measurement of SLOs, the program adapted EGRA and EGMA tool for student assessments at baseline and Midline.

SAMPLE SIZE (Schools and Students)

The Evaluation study conducted from 3rd to 12th September 2024. Overall 62 schools were covered from Bastar and Darbha Block by 13 Enumerators. Total 501 students of Grade 3 (mentioned in table below) were evaluated in midline.

Sl. No.	UDISE	Block_name	Cluster_name	School_name	No of Students
1	22150400101	DARBHA (221504)	CHITAPUR 2215040020	GOVT. PS DHIRAGUDA	5
2	22150401903	DARBHA (221504)	CHINGPAL 2215040012	GOVT. PS PATEL PARA KESHAPUR	11
3	22150402406	DARBHA (221504)	KAKNAR 2215040002	GOVT. PS ASHRAM SHALA MAHAKAPAL	9
4	22150403807	DARBHA (221504)	CHHINBAHAR 2215040001	GOVT. PS DURKIGUDA	11
5	22150403808	DARBHA (221504)	KAKNAR 2215040002	GOVT. PS DONGRIPARA	6
6	22150403811	DARBHA (221504)	CHHINBAHAR 2215040001	GOVT. PS CHHINDBAHAR	7
7	22150404601	DARBHA (221504)	MAVLIPADAR 2215040013	GOVT. PS JONDHARAGUDA	6
8	22150406307	DARBHA (221504)	CHITAPUR 2215040020	GOVT. PS CHITAPUR BHANDARRAS	9
9	22151700201	BASTAR (221517)	MANDLALPAL 2215170015	GOVT PS MANDLAPAL	10
10	22151701101	BASTAR (221517)	LAMKER 2215170046	GOVT PS DENGUGUDA JHARTARAI	4
11	22151701103	BASTAR (221517)	BADECHAKWA 2215170022	GOVT PS BADECHAKWA	15
12	22151701401	BASTAR (221517)	GHOTIYA 2215170052	GOVT PS PUJARIPARA GHOTIAYA	1
13	22151701607	BASTAR (221517)	CHAPKA 2215170004	GOVT PS MARIPARA	4
14	22151702103	BASTAR (221517)	TARAGAON 2215170006	GOVT PS BADEPARA	6
15	22151702906	BASTAR (221517)	BODANPAL 2215170021	GOVT PS KHASPARA	4
16	22151703203	BASTAR (221517)	BADEAMABAL 2215170057	GOVT PS DHWADAGUDA	6
17	22151703404	BASTAR (221517)	GURIYA 2215170035	GOVT PS GOTIGUDA	8
18	22151703501	BASTAR (221517)	KUDKANAR 2215170024	GOVT PS GHATKAWALI TWD	8
19	22151703502	BASTAR (221517)	KUDKANAR 2215170024	GOVT PS GHATKAWALI SSA	9
20	22151703505	BASTAR (221517)	KUDKANAR 2215170024	GOVT PS KHALEPARA	3
21	22151703601	BASTAR (221517)	MUNDAGAON 2215170034	GOVT PS MAWLIGUDA	13
22	22151703607	BASTAR (221517)	BADECHAKWA 2215170022	GOVT PS KURLUGUDA	5
23	22151704002	BASTAR (221517)	RAJPUR 2215170036	GOVT PS SARGIGUDA RAJPUR	12
24	22151704805	BASTAR (221517)	PASHCHIM TEMRA 2215170004	GOVT PS SANYUKT ASHRAM T.WEST	6
25	22151705005	BASTAR (221517)	BADEAMABAL 2215170057	GOVT PS PANDRAPARA	3
26	22151705402	BASTAR (221517)	ICHHAPUR 2215170019	GOVT PS ICHCHAPUR	15
27	22151705601	BASTAR (221517)	TALUR 2215170029	GOVT PS TALUR	15
28	22151705803	BASTAR (221517)	BAGMOHALAI 2215170020	GOVT PS PUJARIGUDA	6
29	22151705905	BASTAR (221517)	SIVANI 2215170011	GOVT PS HIRLABHATA	8
30	22151706102	BASTAR (221517)	TALUR 2215170029	GOVT PS BESRAPAL	10
31	22151706405	BASTAR (221517)	ADAWAL 2215170056	GOVT PS BHARNI	6
32	22151706501	BASTAR (221517)	ADAWAL 2215170056	GOVT PS BHURSUNDI	19
33	22151706502	BASTAR (221517)	ADAWAL 2215170056	GOVT PS PATEL PARA BHATPAL	3
34	22151706803	BASTAR (221517)	ADAWAL 2215170056	GOVT PS BHATPAL	4
35	22151707104	BASTAR (221517)	SONARPAL 2215170061	GOVT PS BALAK SONARPAL	5
36	22151707201	BASTAR (221517)	GURIYA 2215170035	GOVT PS GUNPUR	7
37	22151707501	BASTAR (221517)	KHORKHOSA 2215170018	GOVT PS KHORKHOSA NO-02	10
38	22151707503	BASTAR (221517)	KUDKANAR 2215170024	GOVT PS KAVIASNA	5
39	22151707702	BASTAR (221517)	CHOKAR 2215170023	GOVT PS MUNDAPAL	17
40	22151707805	BASTAR (221517)	BHOND 2215170040	GOVT PS BHOND	7
41	22151707901	BASTAR (221517)	PIPLAWAND 2215170017	GOVT PS JAMGUDA	10
42	22151708502	BASTAR (221517)	PATHARI 2215170048	GOVT PS PATHRI	8
43	22151708804	BASTAR (221517)	MURKUCHI 2215170051	GOVT PS KALARPARA	9
44	22151709403	BASTAR (221517)	BAKEL 2215170026	GOVT PS BAKEL	7
45	22151709408	BASTAR (221517)	BODANPAL 2 2215170028	GOVT PS KANYA ASHRM BESHOLI	2
46	22151709509	BASTAR (221517)	PHARSAGUDA 2215170007	GOVT PS PADARPARA	7
47	22151709605	BASTAR (221517)	BAKEL 2215170026	GOVT PS KONGALGUDA	11
48	22151709802	BASTAR (221517)	BADEAMABAL 2215170057	GOVT PS BADEAMABAL TWD	17
49	22151709810	BASTAR (221517)	CHAMIYA 2215170059	GOVT PS CHOTEAMABAL	18
50	22151710203	BASTAR (221517)	BODANPAL 2215170021	GOVT PS PATEL PARA BODANPAL	5
51	22151710605	BASTAR (221517)	TURPURA 2215170038	GOVT PS PODAIGUDA	9
52	22151710606	BASTAR (221517)	TURPURA 2215170038	GOVT PS MURUMBHATA TURPURA	3
53	22151710803	BASTAR (221517)	ROTMA 2215170033	GOVT PS ROTMA	8
54	22151711212	BASTAR (221517)	PHARSAPARA 2215170043	GOVT PS KARITARAI	10
55	22151711306	BASTAR (221517)	BASTAR 2215170044	GOVT PS MANJHIPARA	3
56	22151711403	BASTAR (221517)	PHARSAPARA 2215170043	GOVT PS BAGBAHAR	3
57	22151711901	BASTAR (221517)	KOLCHUR 2215170013	GOVT PS SIVNAGUDA KOLCHUR	8
58	22151711902	BASTAR (221517)	KOLCHUR 2215170013	GOVT PS KOLCHUR	9
59	22151722703	BASTAR (221517)	KARANDOLA 2215170008	GOVT PS UPARPARA KARANDOLA	11
60	22151722704	BASTAR (221517)	KARANDOLA 2215170008	GOVT PS KANYA ASHRAM BHANPURI	9
61	22151722711	BASTAR (221517)	KARANDOLA 2215170008	GOVT PS BALAK ASHRAM BHANPURI	7
62	22151722801	BASTAR (221517)	KHORKHOSA 2215170018	GOVT PS MARIPARA	9
Grand Total					501

This section describes about the key highlights regarding Reading and Numeracy evaluation of grade 3 students based on the EGRA and EGMA tool provided by Language and Learning Foundation.

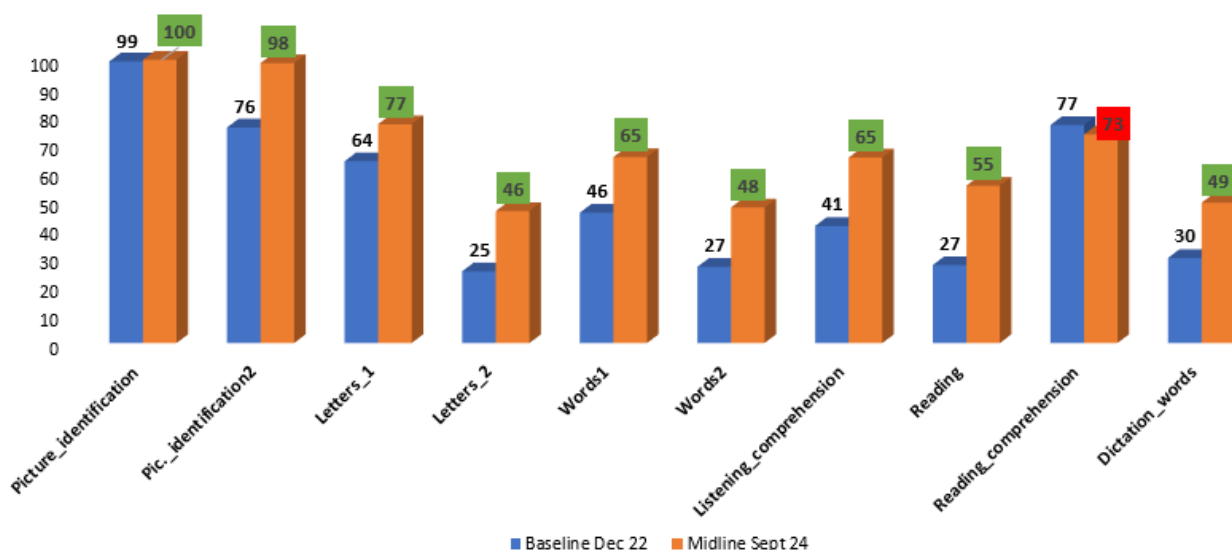
FINDINGS: The Analysis shows the comparison between **Baseline conducted in December 2022** and **Midline evaluation conducted from 3rd to 12th September 2024**.

The midline scores show an improvement in all the competencies of EGRA and EGMA except in one competency of both reading and numeracy. This improvement have been seen when the midline was conducted in September 24, 3 months before the schedule of December 2024 as compared to baseline already conducted in December 2022. There is still three months for the team to work with the teachers and students for further improvements.

Comparison have been performed on the 62 schools mentioned above.

OVERALL SCHOOL EGRA SCORE % - 62 Schools

Overall comparison of EGRA scores Baseline 62 Vs. Midline 62 Schools



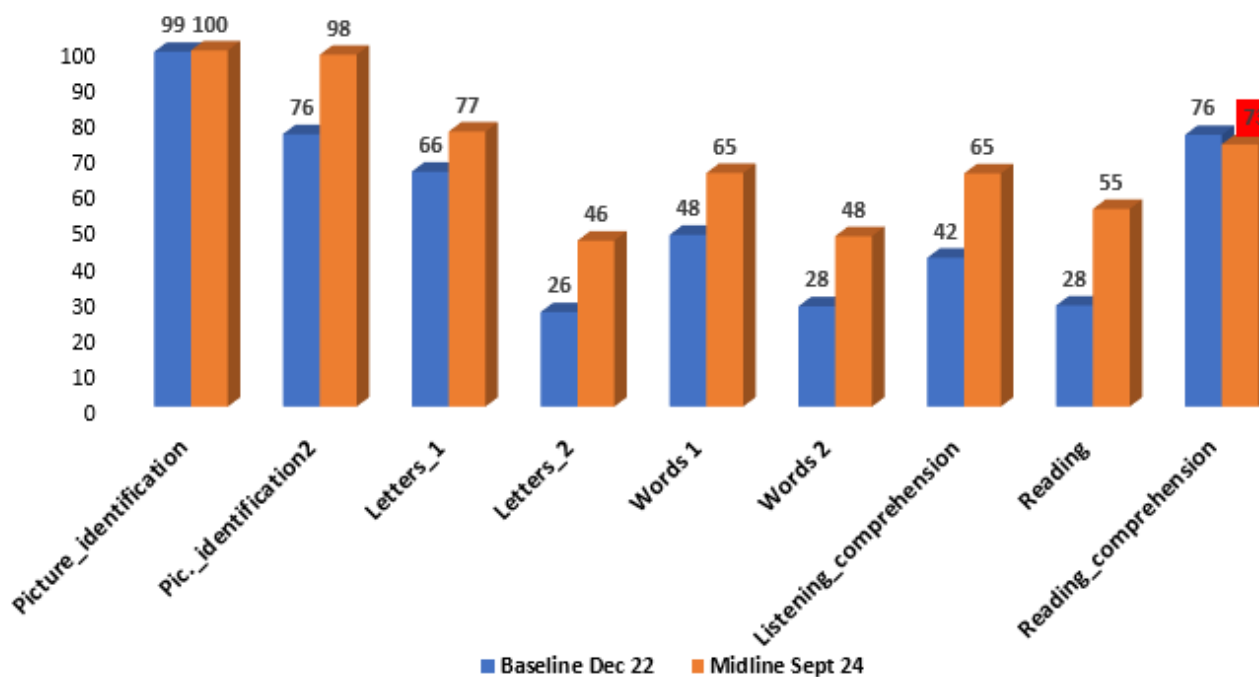
Question Type	Baseline Dec 22	Midline Sept 24
Picture_identification	99	100
Pic_identification2	76	98
Letters_1	64	77
Letters_2	25	46
Words1	46	65
Words2	27	48
Listening_comprehension	41	65
Reading	27	55
Reading_comprehension	77	73
Dictation_words	30	49

Findings:

- To generate the overall scores %, student scores have been combined from the respective schools, where the students have been evaluated. The raw scores have been converted into percentage.
- In all the competencies of **Reading** the scores in 62 schools have **improved** in midline compared to baseline in grade 3, except in Reading Comprehension in EGRA.
- The decrease in scores are highlighted in Red in graph.

OVERALL SCHOOL EGRA SCORE % - 172 Vs. 62 Schools

Overall comparison of EGRA scores Baseline 172 Vs. Midline 62 Schools



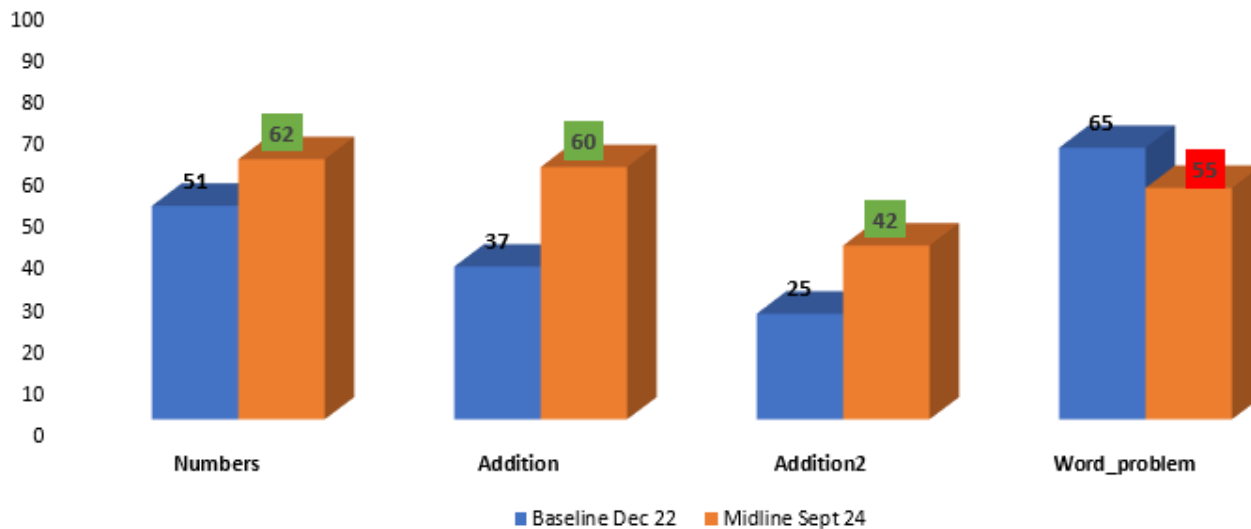
Question Type	Baseline Dec 22	Midline Sept 24
Picture_identification	99	100
Pic_identification2	76	98
Letters_1	66	77
Letters_2	26	46
Words 1	48	65
Words 2	28	48
Listening_comprehension	42	65
Reading	28	55
Reading_comprehension	76	73
Dictation_words	31	49

Findings:

- When compared to average scores % of 172 schools evaluated in baseline, there is an improvement in the midline in all competencies.
- There has been an **insignificant decrease** in the score % of Reading comprehension.

OVERALL SCHOOL EGMA SCORE % - 62 Schools

Overall comparison of EGMA scores Baseline 62 Vs. Midline 62 Schools



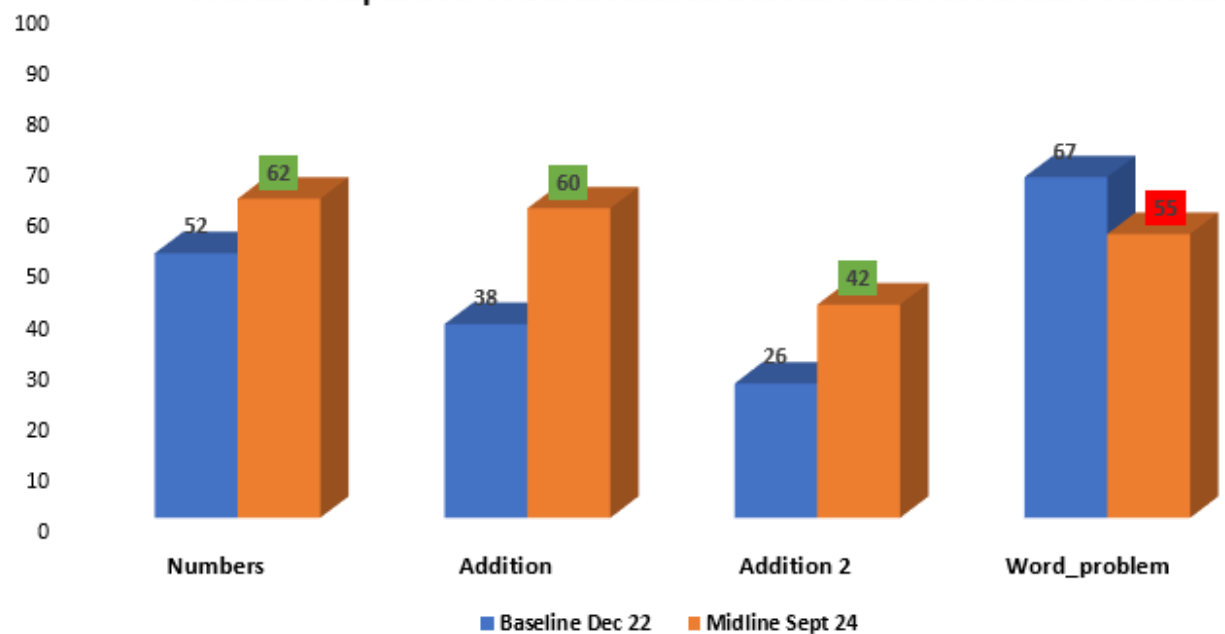
Question Type	Baseline Dec 22	Midline Sept 24
Numbers	51	62
Addition	37	60
Addition2	25	42
Word_problem	65	55

Findings:

- In all the competencies of Numeracy the scores in 62 schools have **improved** in midline compared to baseline in grade 3, except in Word problems in EGMA.
- The decrease in scores are highlighted in Red in graph.

OVERALL SCHOOL EGMA SCORE % - 172 Schools

Overall comparison of EGMA scores Baseline 172 Vs. Midline 62 Schools



Question Type	Baseline Dec 22	Midline Sept 24
Numbers	52	62
Addition	38	60
Addition 2	26	42
Word_problem	67	55

Findings:

- When compared to average scores % of 172 schools evaluated in baseline, there is an improvement in the midline in all competencies of EGMA.
- There has been a **significant decrease** in the score % of Word problems.